

# Dear customers! We are from Ukraine!

When you purchase licenses of YouControl services, you help maintain access to information for all society.

YouControl is currently one of the few reliable sources of information that contains data from official registers both as at the beginning of the war, contains previously deleted data and has new ones from all available reliable sources. We do our best to support the functionality of our services, ensure data protection and further work with it.

**Support Ukrainian business** - renew your YouControl license for next year. You are also investing in building our partnerships with you.

[Go to payment](#)

СТОВ "ГОВТВА"

## SILSKOHOSPODARSKE TOVARYSTVO Z OBMEZHENOIU VIDPOVIDALNISTIU "HOVTVA"

✔ не перебуває в процесі припинення



Included in the group ?  
"Kernel"



[Share dossier](#)

[Мої нотатки](#)

[Lists 0](#)

### Foreign economic activities\*

**Important.** These data can be obtained automatically directly to your accounting system. [Find out more](#)



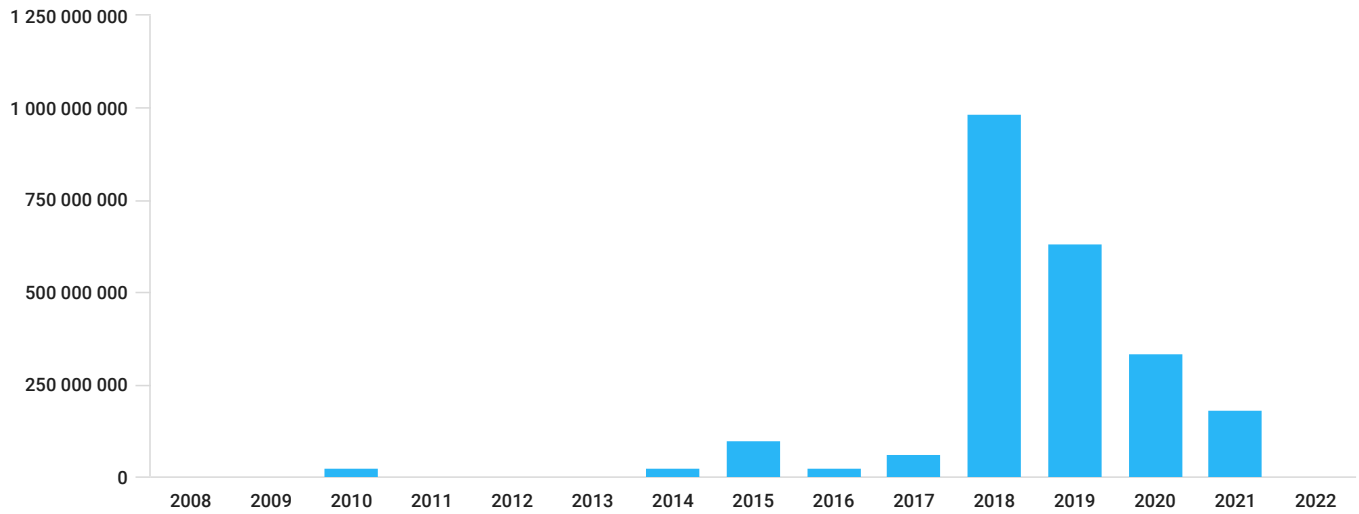
### Operations with separate jurisdictions



## Exports



### EXPORT REVENUES




## Geography, export



### EXPORT REVENUES IN 2010 P.

2021 2020 2019 2018 2017



NOT DETERMINED: more 95%




Country	EXPORT REVENUES	Contractors (quantity)	Operations (quantity)
NOT DETERMINED	500 000 - 550 000	up to 3	up to 3

### TOP-10 contractors, export



EXPORT REVENUES BY COMPANIES IN 2021 Y.

2021 2020 2019 2018 2017



Contractors	EXPORT REVENUES	Operations (quantity)
Company 1 TRADING COUNTRY: NOT DETERMINED	150 000 000 - 200 000 000	10 - 15


### Categories of goods, export



EXPORT REVENUES IN 2021 Y.

2021 2020 2019 2018 2017






Ukrainian classification of commodities involved in FEA	Description	EXPORT REVENUES, UAH.
1005	Maize (corn)	150 000 000 - 200 000 000
1001	Wheat and meslin	3 000 000 - 3 500 000

### Imports



#### IMPORTS




## Geography, import



IMPORTS IN 2020 Y.

2020



Country	Imports, UAH.	Contractors (quantity)	Operations (quantity)
BELARUS	7 000 000 - 7 500 000	up to 3	5 - 10


## TOP-10 contractors, import



IMPORTS BY COMPANIES IN 2020 Y.

2020





Contractors

Imports, UAH.

Operations  
(quantity)

Company 1  
TRADING COUNTRY: **BELARUS**

7 000 000 - 7 500 000


5 - 10

### Categories of goods, import



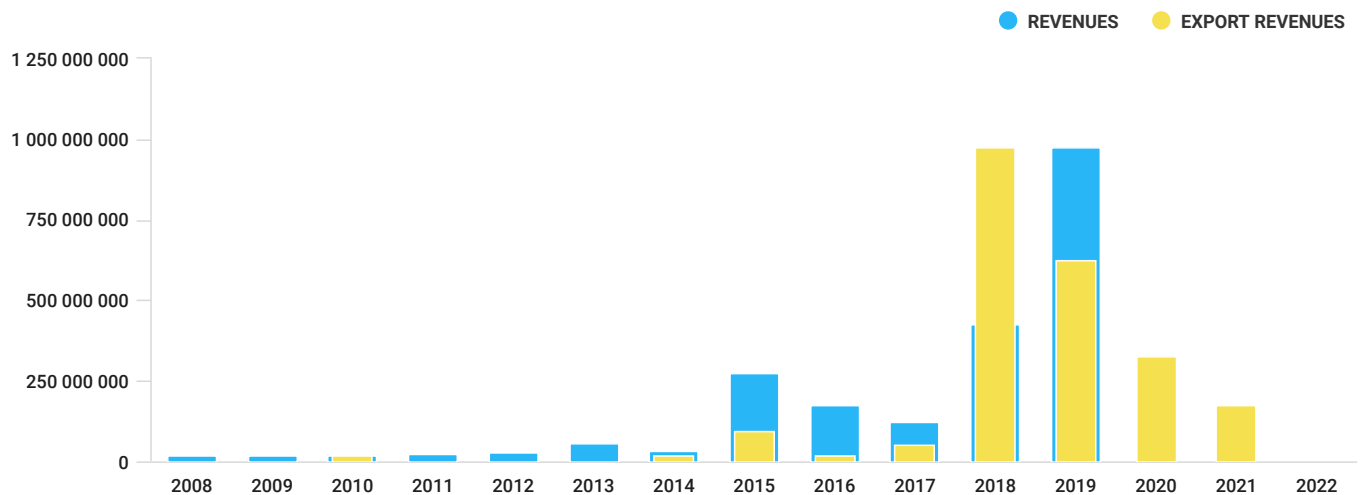
IMPORTS IN 2020 Y.

2020



Ukrainian classification of commodities involved in FEA	Description	Imports, UAH.
3105	Mineral or chemical fertilisers containing two or three of the fertilising elements nitrogen, phosphorus and potassium; other fertilisers; goods of this chapter in tablets or similar forms or in packages of a gross weight not exceeding 10 kg	7 000 000 - 7 500 000

## Income, UAH



This analytical indicator shows the share of funds earned as a result of carrying out foreign economic activity in the revenues.

This diagram shows the level of contractor's dependence on the economic situation in the country and risks associated with the termination of export and import operations.

### \* Note for users!

Analytical information of the "Foreign economic activity" section of the YOUCONTROL System is only advisory. The formation of this data, the streamlining and arrangement of its components, as well as the construction of functional links between it and/or databases (compilations) created on its basis, and/or other data is the result of the work of the special software.



Analytical information of the "Foreign economic activity" section does not replace the existing official information, does not establish any facts or circumstances of legal significance, and cannot be used as expert, auditing, and other official conclusions.

The use of this data by any persons for making managerial, legal, financial, organizational, and any other decisions, actions (or inaction) is carried out by them solely at its discretion, and YOUCONTROL LLC is not responsible for their consequences.

